

Summary - Metric Version

This document catalogues all of the HVAC equipment and Air Terminal families that are provided within the RevitWorks HVAC collections and shows the out-of-the-box (OOTB) family types supplied.
The **standard collection** includes items that architects generally require and the **premium version** includes additional items for engineers.

Standard collection includes:

Supply, return and exhaust air terminals
Supply and return linear slot diffusers
Supply air grilles
Return air diffusers
FCU Cassettes

Active and passive chilled beams
Split systems (heat pumps)
Heat recovery units (HRUs)
Surface mounted fans
Exhaust and outside air louvres

Additional Premium collection includes:

Air handling units (AHUs)
Fan coil units (FCUs)
FCU plenums
Computer air-con (CRAC) units
Variable air volume (VAV) units
Attenuators

Additional multi-spigot and shaped air terminals and diffusers

Fans (in-line and standalone)
Plinths
Penetration markers

Just single round spigot air terminals and diffusers

Standard Collection: Over 45 families are provided, with over 115 preconfigured types.
Premium Collection: Over 195 families are provided, with over 540 preconfigured types.

Users can create more types to add to the collection, change dimensions, change spigot locations, materials, specifications and air flows to create unlimited variations of these families.

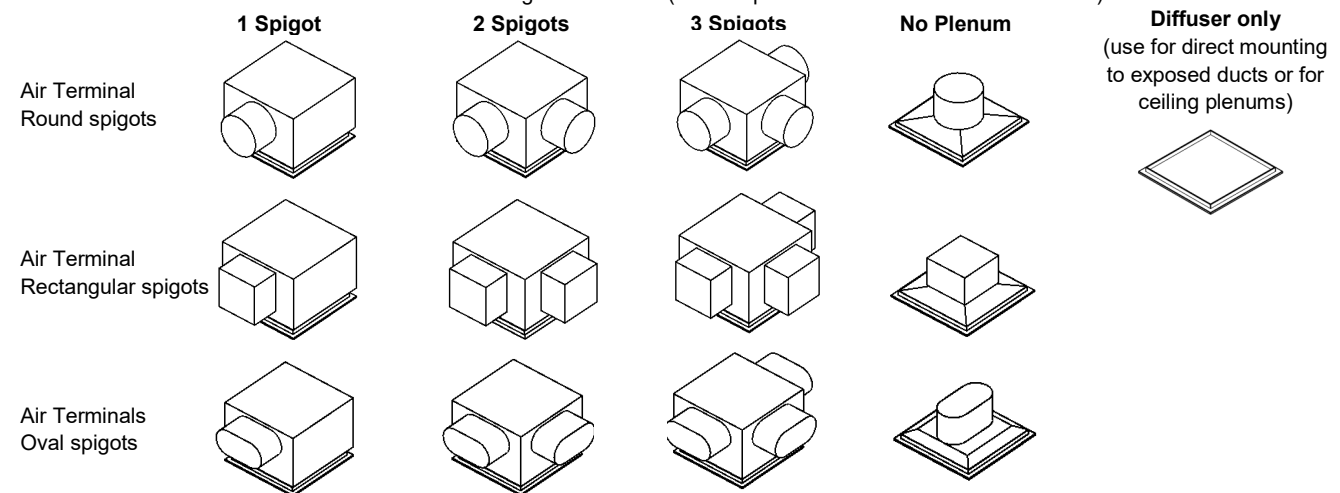
Please read this document in conjunction with the RevitWorks HVAC Equipment and Air Terminal Specification PDFs

Supply, Return and Exhaust Air Terminals

Supply, return and exhaust air terminals are provided assembled with spigots, plenums and necks. They also come with diffuser pull-down selections within them (refer to the next section).

Note: The standard collection just comes with single round spigot versions.

Shown with rectangular diffusers. (families provided with round diffusers as well)



Supply Air Terminal Types provided

HVAC - Air Terminal SA Rect (1 Round Spigot)
600x600mm Louvre
600x600mm Louvre without Plenum
600x600mm Planar
600x600mm Planar without Plenum
600x600mm Swirl Radial no Vanes
600x600mm Swirl Radial no Vanes without Plenum
600x600mm Swirl Radial with Vanes
600x600mm Swirl Radial with Vanes without Plenum
600x600mm Swirl Slotted
600x600mm Swirl Slotted without Plenum
(blank) 600x600mm
(blank) 600x600mm Swirl
(blank) 600x600mm Swirl without Plenum
(blank) 600x600mm without Plenum
(blank) 1200x600mm

Return Air Terminal Types provided

HVAC - Air Terminal RA Rect (1 Round Spigot)
600x600mm Grille
600x600mm Grille without Plenum
1200x600mm Grille
(blank) 600x600mm
(blank) 600x600mm without Plenum
(blank) 1200x600mm
Exhaust Air Terminal Types provided
HVAC_Air Terminal EA Rect (1 Round Spigot)
600x600mm Grille
600x600mm Grille without Plenum
1200x600mm Grille
(blank) 600x600mm
(blank) 600x600mm without Plenum
(blank) 1200x600mm

Supply Air (Diffuser only) Families provided

HVAC_Air Terminal SA Rect (Diffuser Only)
400x400mm Louvre
400x400mm Planar
400x400mm Swirl Radial no Vanes
400x400mm Swirl Radial with Vanes
400x400mm Swirl Slotted
(blank) 400x400mm
(blank) 400x400mm Swirl
HVAC_Air Terminal SA Round (Diffuser Only)
400mm Louvre
400mm Planar
400mm Swirl Radial no Vanes
400mm Swirl Radial Slotted
400mm Swirl Radial with Vanes
(blank) 400mm
(blank) 400mm Swirl

Return Air (Diffuser only) Families provided



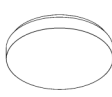

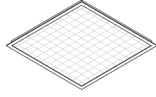



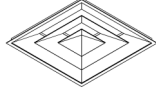

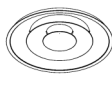

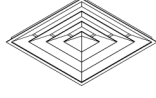

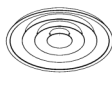

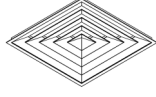

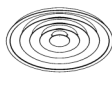

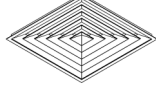

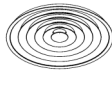

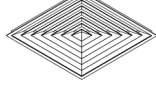



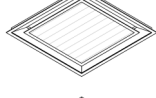

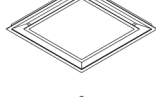











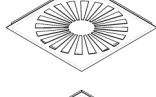







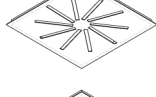







HVAC_Air Terminal RA Rect (Diffuser Only)
400x400mm
600x600mm
1200x1200mm
(blank) 400x400mm
(blank) 600x600mm
(blank) 1200x1200mm
HVAC_Air Terminal RA Round (Diffuser Only)
400mm
600mm
(blank) 400mm
(blank) 600mm

18 families provided with types as shown

18 families provided for each with types as shown

Supply, Return and Exhaust Air Diffusers and Grilles

All diffusers and grilles as shown below are part of the collection and are chosen within the air terminal families with a pull down menu (refer to the Air Terminal Specification.pdf document for details).

	3D (fine detail)	Plan (fine detail)		3D (fine detail)	Plan (fine detail)
Blank (i.e. low detail)			Round Blank (i.e. low detail)		
Grille			Round Grille		
Louvres 1 blade			Round Louvres 1 blade		
Louvres 2 blades			Round Louvres 2 blade		
Louvres 3 blades			Round Louvres 3 blade		
Louvres 4 blades			Round Louvres 4 blade		
Louvres 5 blades			Round Louvres 5 blade		
Planar Perforated					
Planar Plain			Round Planer		
Swirl radial 15 slots no vanes			Round Swirl 15 Slots No Vanes		
Swirl radial 15 slots with vanes			Round Swirl 15 Slots With Vanes		
Swirl radial 20 slots no vanes			Round Swirl 20 Slots No Vanes		
Swirl radial 20 slots with vanes			Round Swirl 20 Slots With Vanes		
Swirl slotted 10 slots			Round Swirl Slotted 10 Slots		
Swirl slotted 15 slots			Round Swirl Slotted 15 Slots		

RevitWorks HVAC Catalogue

Note: The standard collection just comes with single round spigot versions.

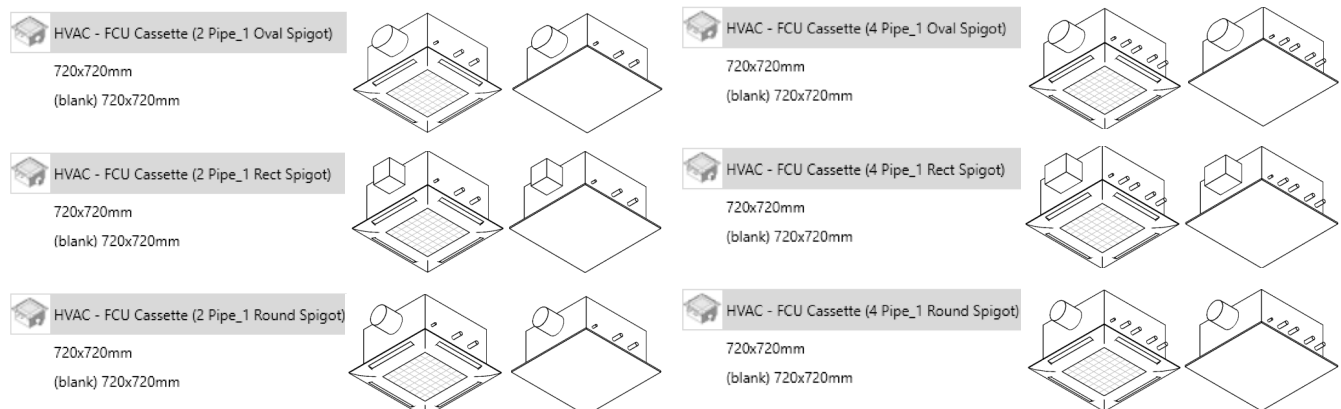
Fan Coil Unit (FCU) Cassettes

FCU Cassettes are provided assembled with spigots and plenums. Just like the Air Terminals, they also come with diffuser pull-down selections within them (refer to the previous section) to enable users to add different types.

Different families are provided depending on whether they are 2-pipe or 4-pipe and also on the shape of the spigot (rectangular, round or oval).

Different types are provided for the different diffuser (or grill) selections (1 type is provided, but a user can choose a blank diffuser (i.e. low detail version))

Hint: All duct and water pipe spigots can be moved to different locations (including to the top of the plenum) - refer to the specification document for details.



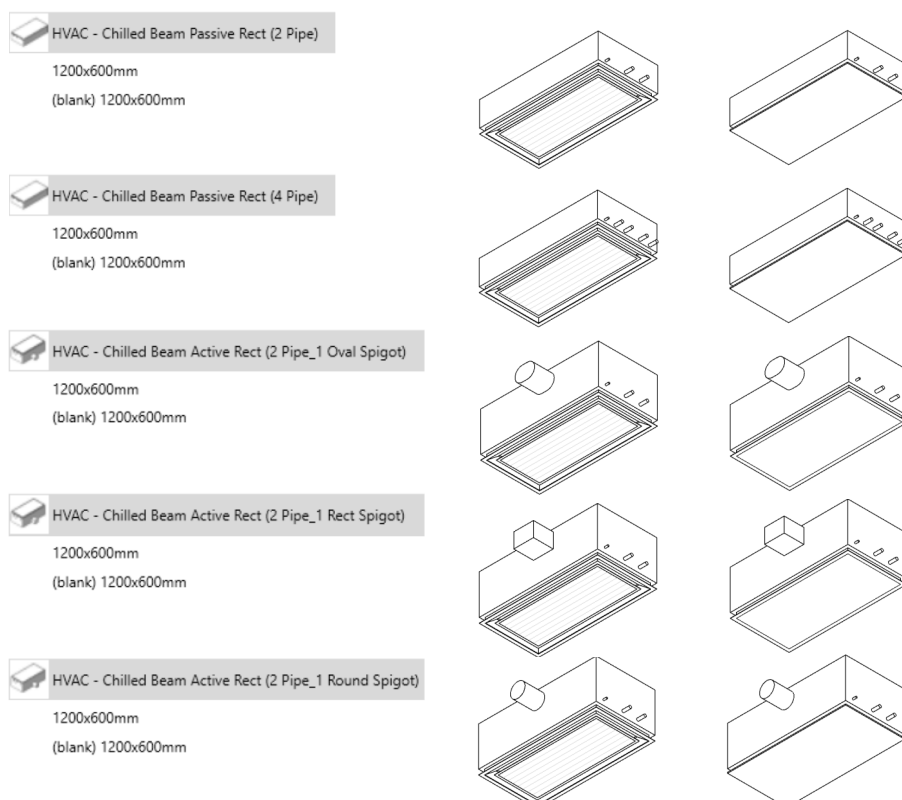
Active and Passive Chilled Beams

Chilled beams are provided assembled with spigots and plenums. Just like the Air Terminals, they also come with diffuser pull-down selections within them (refer to the previous page) to enable users to add different types.

Different families are provided depending on whether they are active or passive, have 2-pipes or 4-pipes and also on the shape of the spigot (rectangular, round or oval).

Different types are provided for the different diffuser (or grill) selections (1 type is provided, but a user can choose a blank diffuser (i.e. low detail version))

Hint: All duct and water pipe spigots can be moved to different locations (including to the top of the plenum) - refer to the specification document for details



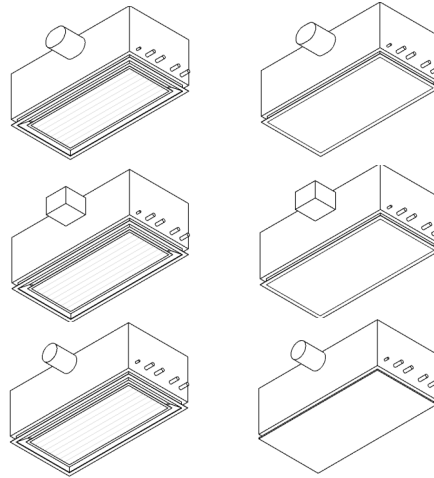
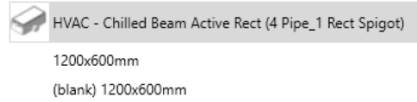
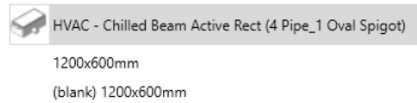
Active Chilled beams continued next page.....

RevitWorks HVAC Catalogue

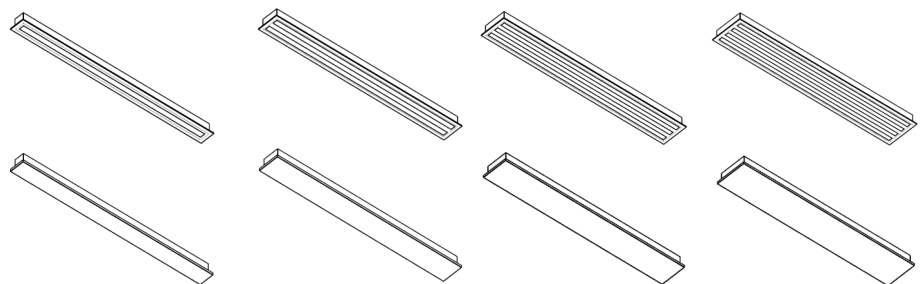
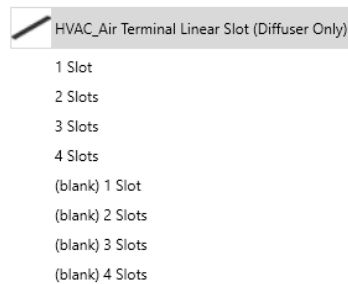
Note: The standard collection just comes with single round spigot versions.

Active Chilled Beams

...continued from previous page



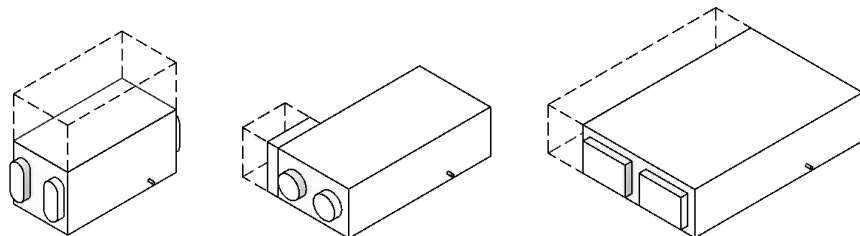
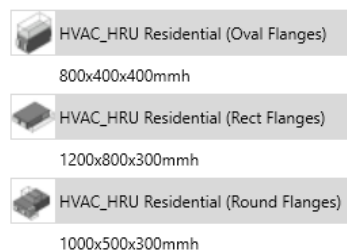
Supply & Return Air Linear Slot Diffusers



Heat Recovery Units (HRU)

HRUs are provided with spigots and connections included. They also come with 3d modelled adjustable clearance zones and control boxes.

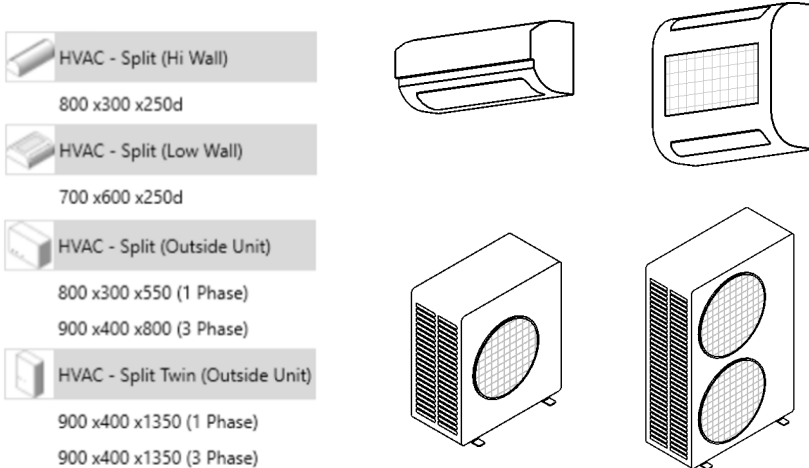
Hint: All spigots, control boxes and clearance zones can be moved to different locations (including to the top of the unit) - refer to the specification document for details



Note! Refer to the premium section for additional HRUs included in the premium package

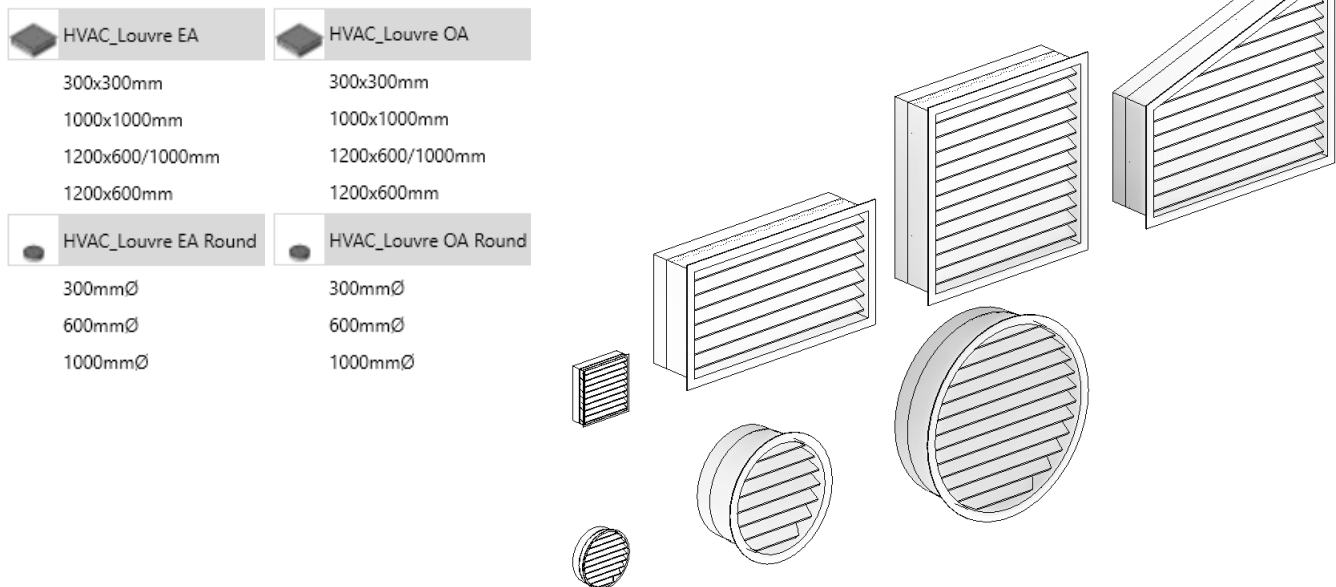
Split Systems

Split Systems are provided as shown
If users are *au fait* with the family editor, they can create more versions by editing the nested components within these ones and then adding it to the collection.

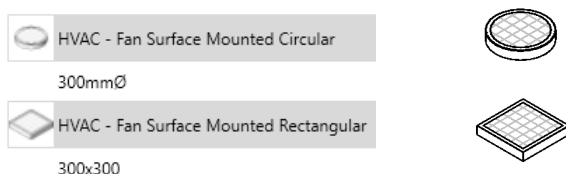


Exterior Louvres

Rectangular, trapezoidal and round louvres with exhaust air (EA) or outside air (OA) connectors are provided with adjustable blade spacing, depths and angles as well as other standard adjustable dimensional parameters.



Fans - Surface mounted

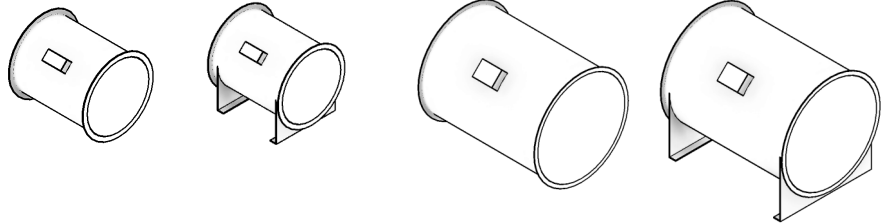


Fans - Premium version only

Fans are provided as shown with 3d modelled adjustable clearance zones

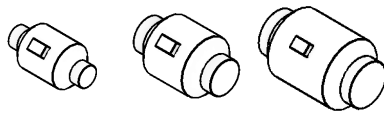
HVAC - Fan Inline

500ø x900mm (1 phase)
500ø x900mm (1 phase) with legs
900ø x1200mm (3 phase)
900ø x1200mm (3 phase) with legs



HVAC_Fan Inline (breaks into duct)

100mmø_200øx300mm
150mmø_250øx300mm,
200mmø_300øx400mm



Variable Air Volume (VAV) Units - Premium version only

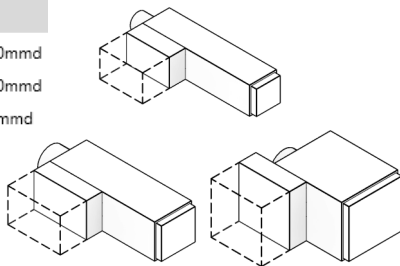
VAVs are provided with spigots and connections included. They also come with 3d modelled adjustable clearance zones, control boxes and options for turning on and off the base.

Different families are provided depending on whether they have pipes or not

Hint: All spigots, control boxes and clearance zones can be moved to different locations (including to the top of the unit) - refer to the specification document for details

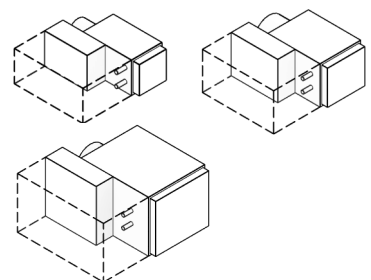
HVAC_VAV

150mmø_1000x250x250mmd
250mmø_1000x350x320mmd
350mmø_600x500x450mmd



HVAC_VAV (2 Pipe)

150mmø_400x250x250mmd
250mmø_450x350x320mmd
350mmø_600x500x450mmd



Attenuators - Premium version only

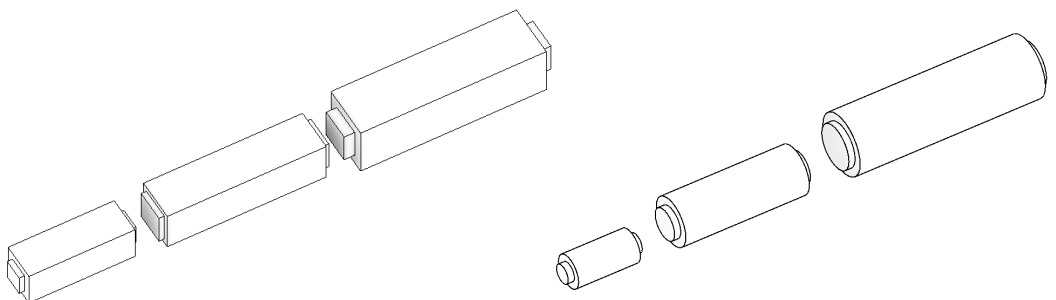
Attenuators are provided with spigots and connections included.

HVAC_Attenuator Rect

350x350x1000mm
400x400x1500mm
500x500x1750mm

HVAC_Attenuator Round

150ø_260øx500mm
250ø_380øx1000mm
350ø_480øx1500mm

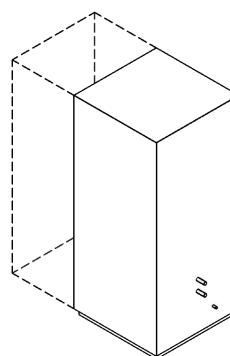


Computer Room Air-Con (CRAC) Units - Premium version only

A CRAC unit is provided as shown with 3d modelled adjustable clearance zones and options for turning on and off the base.

HVAC - CRAC (2 Pipe)

800x800x1800mmh





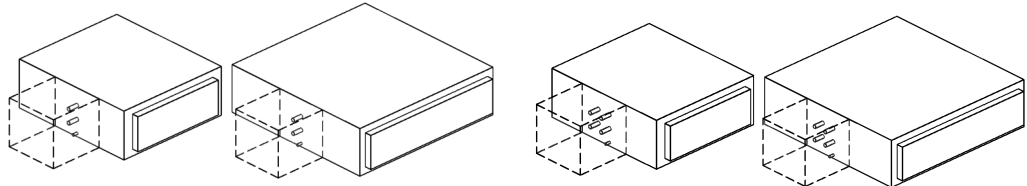
Fan Coil Units (FCUs) - Premium version only

FCUs are provided with spigots and connections included. They also come with 3d modelled adjustable clearance zones and options for turning on and off the base.

Different families are provided depending on whether they are 2-pipe or 4-pipe FCUs.

Hint: All spigots and clearance zones can be moved to different locations (including to the top of the FCU) - refer to the specification document for details

	HVAC_FCU (2 Pipe)
	950x850x350mmh
	1200x1200x350mmh
	HVAC_FCU (4 Pipe)
	950x850x350mmh
	1200x1200x350mmh



Fan Coil Unit Plenums - Premium version only

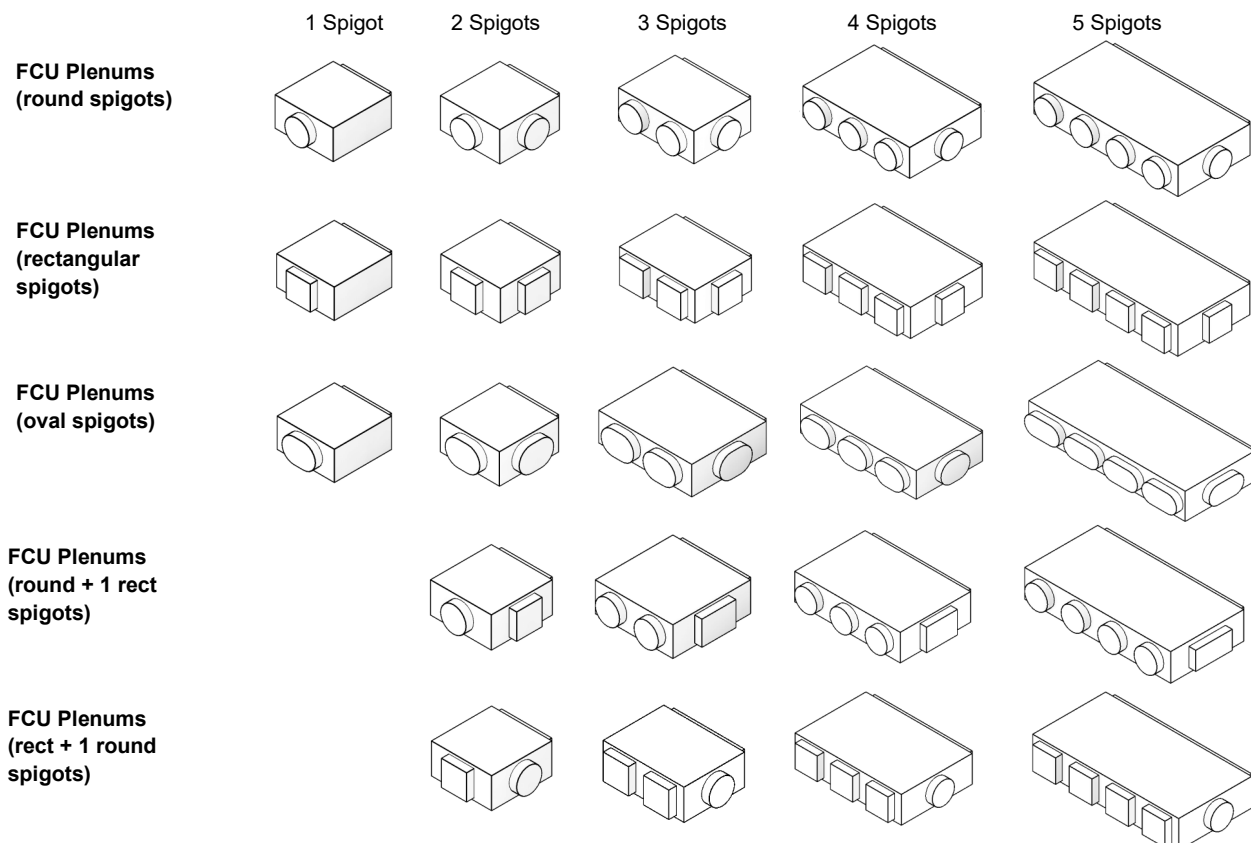
A variety of FCU Plenums are provided with a number of different shaped spigots and connections included.

Different families are provided depending on whether they have supply air, return air, or outside and return air plenums, the number of spigots that they have to connect ducts to (1-5) and the shape of the spigots (rectangular, round or oval + some combinations)

All of these combinations mean **64 different FCU plenums are provided** out-of-the-box.

Hint: All spigots can be moved to different locations (including to the top of the plenum): location and size are controlled with instance parameters - refer to the specification document for details

Depending on the type of plenum selected, the out-of-the-box positions of the spigots vary; images below are indicative only.



Supply, Return and Exhaust Air Linear Slot Plenums - Premium version only

Supply, return and exhaust air linear plenums are provided as separate components for the linear diffusers, allowing users to place them easily at different locations along the linear diffuser lengths.

Different families are provided depending on spigot shape (round, rectangular or oval) and for supply and return air versions.

Different types are provided to match the widths of the linear diffusers provided

			3D
<p>HVAC - Plenum SA Linear Slot (1 Oval Spigot)</p> <p>1 slot 1200mm 2 slot 1200mm 3 slot 1200mm 4 slot 1200mm</p>	<p>HVAC - Plenum RA Linear Slot (1 Oval Spigot)</p> <p>1 slot 1200mm 2 slot 1200mm 3 slot 1200mm 4 slot 1200mm</p>	<p>HVAC_Plenum EA Linear Slot (1 Oval Spigot)</p> <p>1 slot 1200mm 2 slot 1200mm 3 slot 1200mm 4 slot 1200mm</p>	<p>Plenum SA linear slot Oval spigot</p> <p>Plenum SA linear slot Rectangular spigot</p> <p>Plenum SA linear slot Round spigot</p>
<p>HVAC - Plenum SA Linear Slot (1 Rect Spigot)</p> <p>1 slot 1200mm 2 slot 1200mm 3 slot 1200mm 4 slot 1200mm</p>	<p>HVAC - Plenum RA Linear Slot (1 Rect Spigot)</p> <p>1 slot 1200mm 2 slot 1200mm 3 slot 1200mm 4 slot 1200mm</p>	<p>HVAC_Plenum EA Linear Slot (1 Rect Spigot)</p> <p>1 slot 1200mm 2 slot 1200mm 3 slot 1200mm 4 slot 1200mm</p>	
<p>HVAC - Plenum SA Linear Slot (1 Round Spigot)</p> <p>1 slot 1200mm 2 slot 1200mm 3 slot 1200mm 4 slot 1200mm</p>	<p>HVAC - Plenum RA Linear Slot (1 Round Spigot)</p> <p>1 slot 1200mm 2 slot 1200mm 3 slot 1200mm 4 slot 1200mm</p>	<p>HVAC_Plenum EA Linear Slot (1 Round Spigot)</p> <p>1 slot 1200mm 2 slot 1200mm 3 slot 1200mm 4 slot 1200mm</p>	

Air Handling Units (AHUs) - Premium version only

AHUs are provided with spigots and connections included. They also come with 3d modelled adjustable clearance zones and options for turning on and off the base.

Different families are provided depending on whether they are 2-pipe or 4-pipe AHUs and also on the type of duct spigots included in the family; Outside Air (OA), Supply Air (SA), Return Air (RA), and/or Exhaust Air (EA).













Hint: All spigots and clearance zones can be moved to different locations (including to the top of the AHU) - refer to the specification document for details

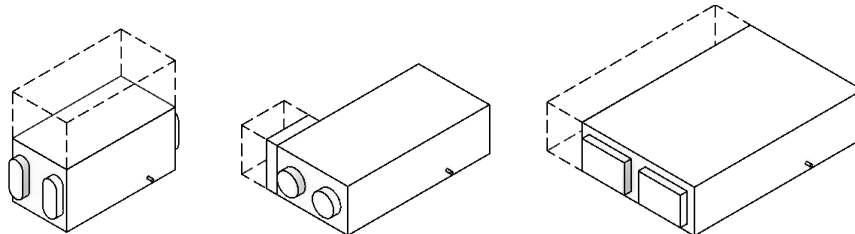
<p>HVAC - AHU OA-SA (2 Pipe)</p> <p>2000x1100x1000mmh</p>	<p>AHU OA-SA (2 pipe) Back</p>	<p>AHU OA-SA-RA (2 pipe) Back</p>	<p>AHU OA-SA-RA-EA (2 pipe) Back</p>
<p>HVAC - AHU OA-SA (4 Pipe)</p> <p>2000x1100x1000mmh</p>	<p>AHU OA-SA (4 pipe) Back</p>	<p>AHU OA-SA-RA (4 pipe) Back</p>	<p>AHU OA-SA-RA-EA (4 pipe) Back</p>
<p>HVAC - AHU OA-SA-RA (2 Pipe)</p> <p>2000x1100x1000mmh</p>	<p>AHU OA-SA Front</p>	<p>AHU OA-SA-RA Front</p>	<p>AHU OA-SA-RA-EA Front</p>
<p>HVAC - AHU OA-SA-RA (4 Pipe)</p> <p>2000x1100x1000mmh</p>			
<p>HVAC - AHU OA-SA-RA-EA (2 Pipe)</p> <p>2000x1100x1000mmh</p>			
<p>HVAC - AHU OA-SA-RA-EA (4 Pipe)</p> <p>2000x1100x1000mmh</p>			

Heat Recovery Units (HRU) - Premium Version Only

HRUs are provided with spigots and connections included. They also come with 3d modelled adjustable clearance zones and control boxes.

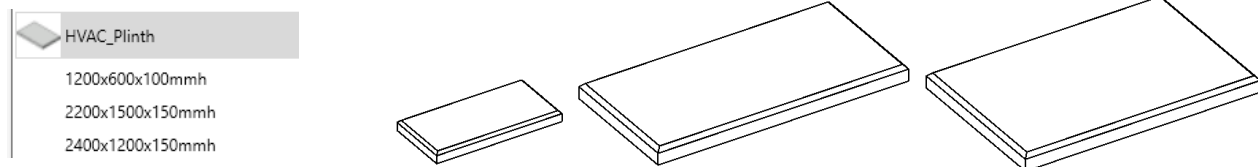
Hint: All spigots, control boxes and clearance zones can be moved to different locations (including to the top of the unit) - refer to the specification document for details

 HVAC_HRU OA-EA (Oval Flanges) 800x400x400mmh	 HVAC_HRU OA-RA (Oval Flanges) 800x400x400mmh	 HVAC_HRU SA-EA (Oval Flanges) 800x400x400mmh	 HVAC_HRU SA-RA (Oval Flanges) 800x400x400mmh
 HVAC_HRU OA-EA (Rect Flanges) 1200x800x300mmh	 HVAC_HRU OA-RA (Rect Flanges) 1200x800x300mmh	 HVAC_HRU SA-EA (Rect Flanges) 1200x800x300mmh	 HVAC_HRU SA-RA (Rect Flanges) 1200x800x300mmh
 HVAC_HRU OA-EA (Round Flanges) 1000x500x300mmh	 HVAC_HRU OA-RA (Round Flanges) 1000x500x300mmh	 HVAC_HRU SA-EA (Round Flanges) 1000x500x300mmh	 HVAC_HRU SA-RA (Round Flanges) 1000x500x300mmh



Plinths - Premium Version Only

Plinths are provided with options for chamfers to each edge



Penetration Markers - Premium Version Only

Schedulable penetration markers are provided with options including service zone sizes, required clearances and "look and feel" symbol sizing.

